

Paranchi standard SERIE XM XM XM SERIES standard hoists

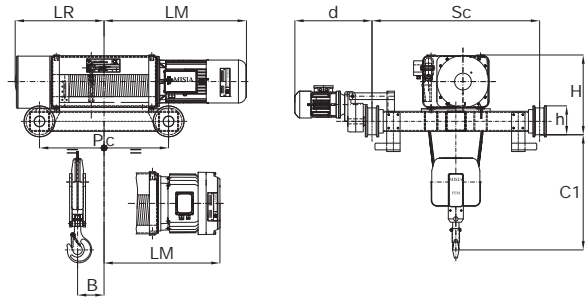
XM 308 / 312 / 316 / 525

- S2** 2 TIRI DI FUNE (2/1) - 2 ROPE FALLS (2/1)
Tipo 53 CARRELLO BITRAVE CON PARANCO APPOGGIATO
 BIRAIL TROLLEY HOIST SUPPORTED
Tipo 53C1 CARRELLO BITRAVE CON PARANCO SOSPESO
 BIRAIL TROLLEY HOIST SUSPENDED



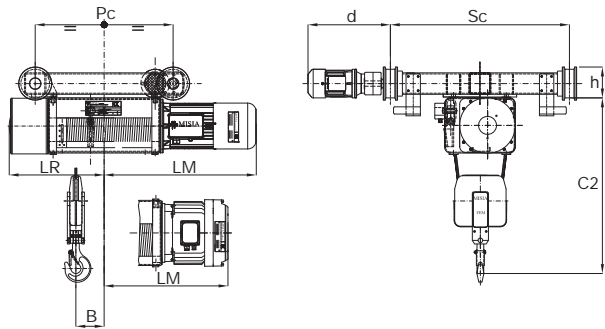
S2

Tipo 53



S2

Tipo 53C1



S2 - XM 308 / 312 / 316 / 525

Paranco Hoist	Portata Capacity	Corsa gancio Hook travel	Dimensioni Dimensions							Motori cilindrici Cylindrical motors				Motori conici Conical motors				Peso Weight		
			Sc mm	C1 mm	H mm	C2 mm	h mm	d mm	Pc mm	B mm	LR mm	Speed m/min	LM mm	Speed m/min	LM mm	Speed m/min	LM mm		Speed m/min	LM mm
308	1,6	10	1000	570	490	900	175	480	595	91	400	N	730	V	730	N	530	V	580	510
		720							154	460	790		790		590		640		530	
		900							244	550	880		880		680		730		550	
		1085							337	645	NA	975	VA	975	NA	775	VA	825	570	
312	2,5	10	1000	640	490	965	175	480	640	90	470	N	750	V	830	N	600	V	640	570
		770							155	535	815		895		665		705		595	
		975							258	640	920		1000		770		810		620	
		1175							358	740	NA	1020	VA	1100	NA	870	VA	910	650	
316	3,2	10	1000	640	490	965	175	480	640	90	470	N	770	V	830	N	640	/	/	605
		770							155	535	835		895		705		/		625	
		975							258	640	940		1000		810		/		655	
		1175							358	740	NA	1040	VA	1100	NA	910	/	685		
525	5	10	1000	730	550	1110	175	510	655	90	500	N	840	V	900	N	650	V	740	710
		790							157	565	905		965		715		805		745	
		995							260	670	1010		1070		820		910		790	
		1195							360	770	NA	1110	VA	1170	NA	920	VA	1010	835	

N - V - N A - V A = velocità di sollevamento (vedi pagine 18-19) / lifting speeds (see pages 18-19)

Paranchi standard SERIE
XM XM SERIES standard hoists

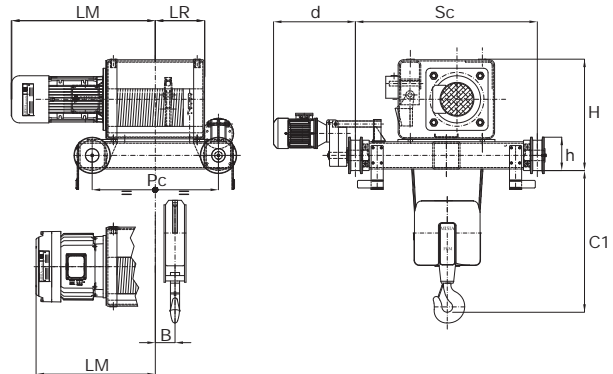
XM 740 / 750 / 950 / 963 / 980 / 1100 / 1125

- S2** 2 TIRI DI FUNE (2/1) - 2 ROPE FALLS (2/1)
Tipo 53 CARRELLO BITRAVE CON PARANCO APPOGGIATO
 BIRAIL TROLLEY HOIST SUPPORTED
Tipo 53C1 CARRELLO BITRAVE CON PARANCO SOSPESO
 BIRAIL TROLLEY HOIST SUSPENDED



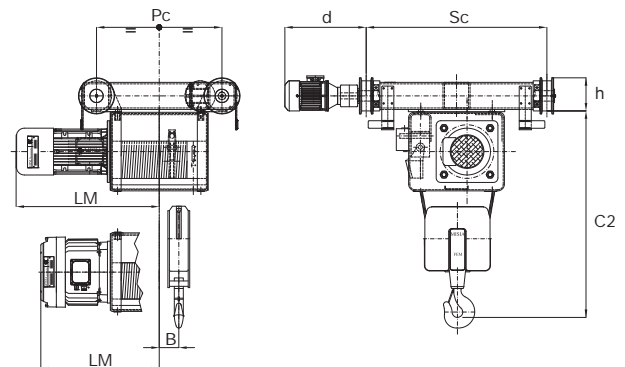
S2

Tipo 53



S2

Tipo 53C1



S2 - XM 740 / 750 / 950 / 963 / 980 / 1100 / 1125

Paranco Hoist	Portata Capacity	Corsa gancio Hook travel	Dimensioni Dimensions							Motori cilindrici Cylindrical motors				Motori conici Conical motors				Peso Weight		
			Sc mm	C1 mm	H mm	C2 mm	h mm	d mm	Pc mm	B mm	LR mm	Speed m/min	LM mm	Speed m/min	LM mm	Speed m/min	LM mm		Kg	
740	8	13	1200	840	740	1370	215	540	833	130	325	N	950	/	/	N	790	/	/	1160
		993							160	405	1030		870				1210			
		1108							268	510	1135		975				1270			
		1423							375	620	1245		1080				1330			
750	10	13	1200	860	740	1370	215	540	833	130	325	N	950	/	/	N	790	V	810	1415
		993							160	405	1030		870				1465			
		1108							268	510	1135		975				1530			
		1423							375	620	1245		1080				1600			
950	10	20	1450	1100	880	1700	270	630	1160	230	480	N	1200	V	1240	N	940	V	940	1855
		1575							438	690	1460		1150		2000					
		2075							688	940	1660		1400		2250					
		1160							230	480	1200		1240		1855					
963	12,5	20	1450	1100	880	1700	270	630	1575	438	690	N	1460	/	1500	N	940	/	2000	
		2075							688	940	1660		1400		2250					
		1160							230	480	1200		1240		1855					
		1575							438	690	1460		1150		2000					
980	16	20	1450	1100	880	1750	270	630	2075	688	940	N A	1660	V A	1700	N A	1400	V A	1400	2250
		1160							230	480	1200		1240		1855					
		1575							438	690	1460		1150		2000					
		2075							688	940	1660		1400		2250					
1100*	20	20	1450	1330	1060		345	570	1337	305	610	N	1200	/	1240	N	960	/	2185	
		1522							400	705	1460		1170		2335					
		1762							520	825	1660		1420		2595					
		2272							775	1080	1400		1400		2250					
1125*	25	20	1450	1330	1060		345	570	1337	305	610	N	1150	/	1150	N	1150	/	4120	
		1522							400	705	1245		1365		4520					
		1762							520	825	1365		1365		4520					
		2272							775	1080	1620		1620		5195					

* Solo in versione appoggiata / Only supported version

N - V - N A - V A = velocità di sollevamento (vedi pagine 18-19) / lifting speeds (see pages 18-19)

Paranchi standard SERIE XM XM SERIES standard hoists

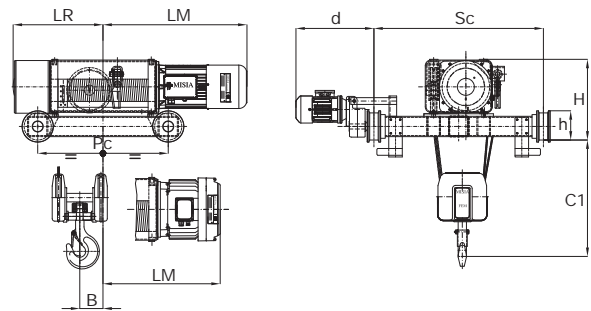
XM 308 / 312 / 316 / 525

- S4** 4 TIRI DI FUNE (4/1) - 4 ROPE FALLS (2/1)
Tipo 53 CARRELLO BITRAVE CON PARANCO APPOGGIATO
 BIRAIL TROLLEY HOIST SUPPORTED
Tipo 53C1 CARRELLO BITRAVE CON PARANCO SOSPESO
 BIRAIL TROLLEY HOIST SUSPENDED



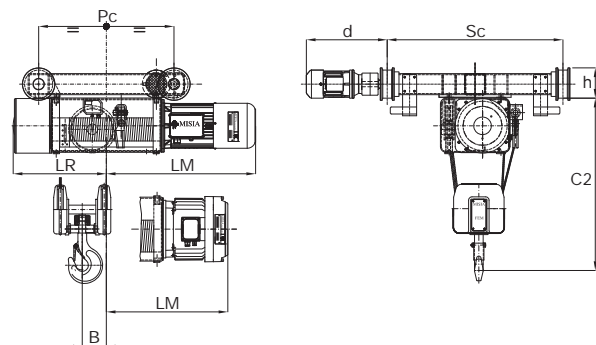
S4

Tipo 53



S4

Tipo 53C1



S4 - XM 308 / 312 / 316 / 525

Paranco Hoist	Portata Capacity	Corsa gancio Hook travel	Dimensioni Dimensions									Motori cilindrici Cylindrical motors				Motori conici Conical motors				Peso Weight
			Sc mm	C1 mm	H mm	C2 mm	h mm	d mm	Pc mm	B mm	LR mm	Speed m/min	LM mm	Speed m/min	LM mm	Speed m/min	LM mm	Speed m/min	LM mm	
308	3,2	7	1000	520	490	845	175	480	720	132	460	N	790	V	790	N	590	V	640	545
		900							222	550	880		880		680		730		570	
		1085							314	645	NA		975		VA		975		NA	775
312	5	7	1000	590	490	920	175	480	770	137	535	N	815	V	895	N	665	V	745	615
		975							240	640	920		1000		770		810		650	
		1175							340	740	NA		1020		VA		1100		NA	870
316	6,3	7	1000	640	490	965	175	480	770	137	535	N	895	V	895	N	705	/	/	705
		975							240	640	1000		1000		810		/		740	
		1175							340	740	NA		1100		6/2		1100		NA	910
525	10	7	1000	650	550	1030	175	510	790	133	565	N	905	V	965	N	715	V	805	645
		995							236	670	1010		1070		820		910		890	
		1195							336	770	NA		1110		VA		1170		NA	920


N - V - N A - V A = velocità di sollevamento (vedi pagine 18-19) / lifting speeds (see pages 18-19)

Paranchi standard SERIE
XM XM SERIES standard hoists

XM 740 / 750 / 950 / 963 / 980 / 1100 / 1125

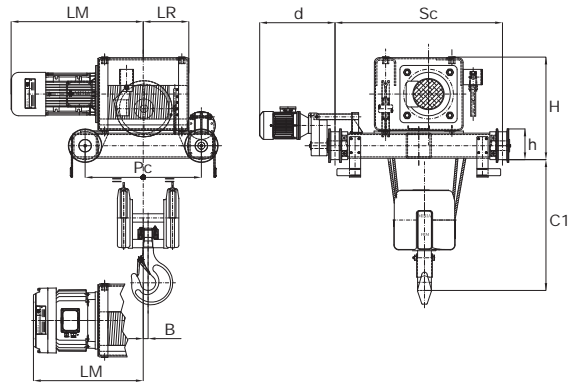
S4 4 TIRI DI FUNE (4/1) - 4 ROPE FALLS (4/1)
Tipo 53 CARRELLO BITRAVE CON PARANCO APPOGGIATO
BIRAIL TROLLEY HOIST SUPPORTED

Tipo 53C1 CARRELLO BITRAVE CON PARANCO SOSPESO
BIRAIL TROLLEY HOIST SUSPENDED



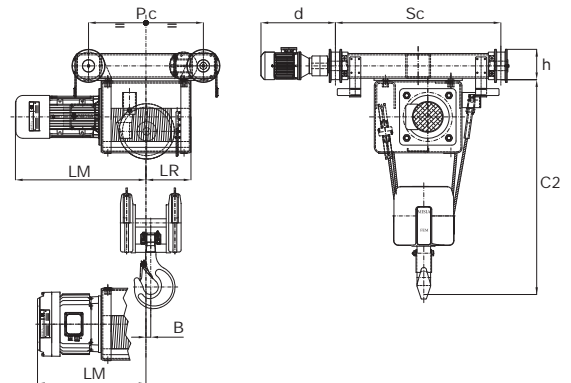
S4

Tipo 53



S4

Tipo 53C1



S4 - XM 740 / 750 / 950 / 963 / 980 / 1100 / 1125

Paranco Hoist	Portata Capacity	Corsa gancio Hook travel	Dimensioni Dimensions							Motori cilindrici Cylindrical motors				Motori conici Conical motors				Peso Weight		
			Sc mm	C1 mm	H mm	C2 mm	h mm	d mm	Pc mm	B mm	LR mm	Speed m/min	LM mm	Speed m/min	LM mm	Speed m/min	LM mm		Speed m/min	LM mm
740	16	6,5	1200	830	740	1360	215	540	833	35	325	N	950	/	/	N	790	/	/	1250
		933							115	405	1030		870				1300			
		1108							223	510	1135		975				1360			
		1423							330	620	1245		1080				1420			
750	20	6,5	1450	850	775	1380	270	570	873	35	325	N	950	/	/	N	790	V	810	1505
		1033							115	405	1030		870				1560			
		1248							223	510	1135		975				1625			
		1463							330	620	1245		1080				1690			
950	20	10	1450	1000	880	1630	270	570	1160	130	480	N	1200	V	1240	N	940	V	940	1960
		1575							338	690	1460		1150		2140					
		2075							588	940	1660		1400		2355					
		1160							130	480	1200		940		1960					
963	25	10	1450	1000	880	1630	270	570	1575	338	690	N	1460	/	/	N	1150	/	/	2140
		2075							588	940	1660		1400				2355			
		1180							130	480	1200		940				2290			
		1585							338	690	1460		1150				2140			
980	32	10	1450	1180	1100	1810	345	570	2075	588	940	N	1200	/	/	N	940	/	/	2290
		1585							338	690	1460		1150				2140			
		2095							588	940	1660		1400				2970			
		1180							130	480	1200		940				2290			
1100*	40	10	2000	1270	1140		345	590	14347	193	610	/	/	/	/	N	1150	/	/	4470
		1622							285	705	1245						1365			4890
		1862							405	825	1365						1620			5600
		2372							660	1080	1620						1620			5600
1125*	50	10	2000	1270	1140		345	590	1437	193	610	/	/	/	/	N	1150	/	/	4470
		1622							285	705	1245						1365			4890
		1867							405	825	1365						1620			5600
		2372							660	1080	1620						1620			5600

* Solo in versione appoggiata / Only supported version

N - V - N A - V A = velocità di sollevamento (vedi pagine 18-19) / lifting speeds (see pages 18-19)

Paranchi standard SERIE XM XM SERIES standard hoists

XM 308 / 312 / 316 / 525

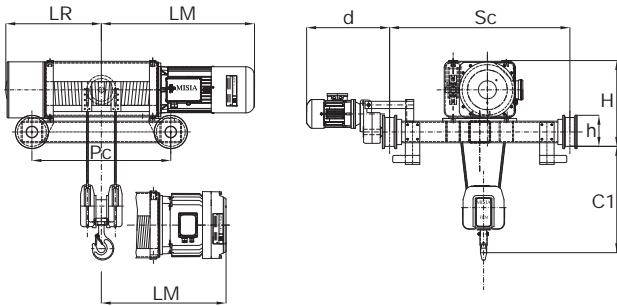
PARANCHI A DOPPIA USCITA
DAL TAMBURO D2 (4/2) TIRO CENTRALE
HOISTS WITH DOUBLE OUTPUT
FROM THE DRUM D2 (4/2) TRUE VERTICAL LIFT

Tipo 53 CARRELLO BITRAVE CON PARANCO APPOGGIATO
BIRAIL TROLLEY HOIST SUPPORTED

Tipo 53C1 CARRELLO BITRAVE CON PARANCO SOSPESO
BIRAIL TROLLEY HOIST SUSPENDED

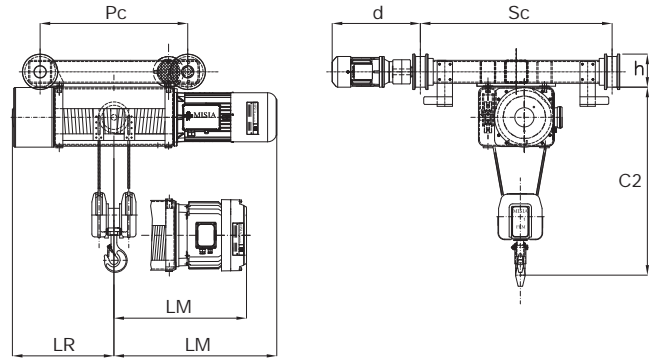
XM 308 / 312 / 316 / 525

Tipo 53



XM 308 / 312 / 316 / 525

Tipo 53C1



XM 308 / 312 / 316 / 525

Paranco Hoist	Portata Capacity	Corsa gancio Hook travel	Dimensioni Dimensions								Motori cilindrici Cylindrical motors				Motori conici Conical motors				Peso Weight
			Sc mm	C1 mm	H mm	C2 mm	h mm	d mm	Pc mm	LR mm	Speed m/min	LM mm	Speed m/min	LM mm	Speed m/min	LM mm	Speed m/min	LM mm	
308	1,6	6	1000	500	490	830	175	480	720	460	N	790	V	790	N	645	V	705	525
		900							550	880		880		735		810		550	
		13							1085	645	NA	975	VA	975	NA	830	VA	910	575
312	2,5	7,5	1000	540	490	870	175	480	770	535	N	815	V	895	N	645	V	705	595
		975							640	920		1000		795		810		630	
		16							1175	740	NA	1020	VA	1100	NA	830	VA	910	665
316	3,2	7,5	1000	540	490	870	175	480	770	535	N	835	V	895	N	705	/	/	685
		975							640	940		1000		810		/		720	
		16							1175	740	NA	1040	VA	1100	NA	910	/	765	
525	5	6	1000	580	550	960	175	510	790	565	N	905	V	965	N	750	V	805	815
		995							670	1010		1070		840		910		860	
		14							1195	770	NA	1110	VA	1170	NA	960	VA	1010	905

Velocità carrello / Trolley speed: 20 - 16 - 20/6,5 - 16/5,3 m/min

N - V - N A - V A = velocità di sollevamento (vedi pagina 38) / lifting speeds (see page 38)