

Paranchi standard SERIE XM XM SERIES standard hoists

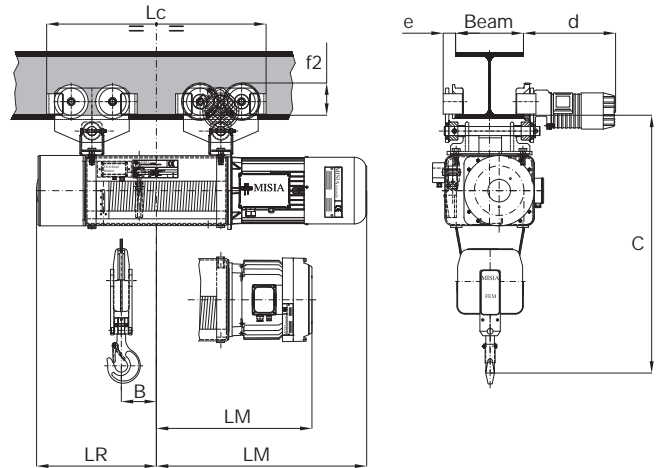
XM 308 / 312 / 316 / 525 Portata Capacity 1÷5 t

S2 2 TIRI DI FUNE (2/1) - 2 ROPE FALLS (2/1)
Tipo 3 A INGOMBRO NORMALE - STANDARD HEADROOM



S2

Tipo 3



S2 - XM 308 / 312 / 316 / 525

Portata Capacity 1÷5 t

Paranco Hoist	Portata Capacity	Corsa gancio Hook travel	Dimensioni Dimensions							Motori cilindrici Cylindrical motors				Motori conici Conical motors				Peso Weight
			C mm	d mm	e mm	Lc mm	LR mm	B mm	f2 mm	Speed m/min	LM mm	Speed m/min	LM mm	Speed m/min	LM mm	Speed m/min	LM mm	
308	1,6	10	1080	410	60	795	400	91	145	N	730	V	730	N	590	V	640	340
		14				920	460	154			790		645		702		430	
		20				1100	550	244			880		735		810		450	
		26				1285	645	337			975		830		910		465	
312	2,5	10	1140	410	60	840	470	90	145	N	750	V	830	N	640	V	640	480
		14				940	535	155			815		705		705		500	
		20				1175	640	258			920		810		810		520	
		26				1375	740	358			1020		910		910		545	
316	3,2	10	1140	410	60	840	470	90	145	N	770	V	830	N	640	/	/	505
		14				970	535	155			835		705		/		530	
		20				1175	640	258			940		810		/		555	
		26				1375	740	358			1040		910		/		580	
525	5	10	1180	410	60	855	500	90	145	N	840	V	900	N	690	V	740	590
		14				990	565	158			905		750		805		610	
		20				1175	670	260			1010		860		910		650	
		26				1395	770	360			1110		960		1010		690	

N - V - N A - V A = velocità di sollevamento (vedi pagine 18-19) / lifting speeds (see pages 18-19)

PARANCO CON CARRELLO MONOTRAVE
HOIST WITH MONORAIL TROLLEY

Paranchi standard SERIE XM
XM SERIES standard hoists

XM 740 / 750 / 950 / 963
Portata Capacity 6,3÷16 t

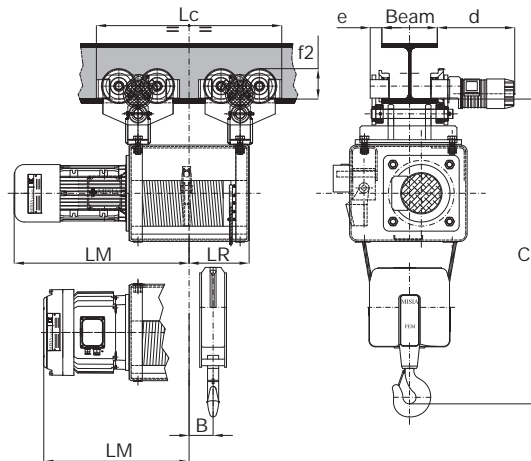
S2 2 TIRI DI FUNE (2/1) - 2 ROPE FALLS (2/1)

Tipo 3 A INGOMBRO NORMALE - STANDARD HEADROOM



S2

Tipo 3



S2 - XM 740 / 750 / 950 / 963

Portata Capacity 6,3÷16 t

Paranco Hoist	Portata Capacity	Corsa gancio Hook travel	Dimensioni Dimensions							Motori cilindrici Cylindrical motors				Motori conici Conical motors				Peso Weight
			C mm	d mm	e mm	Lc mm	LR mm	B mm	f2 mm	Speed m/min	LM mm	Speed m/min	LM mm	Speed m/min	LM mm	Speed m/min	LM mm	
XM	t-max	m																
740	8	13	1630	430	70	1005	325	130	165	N	950	/	/	N	790	/	/	900
		18				1165	405	160			870				940			
		25				1380	510	268			975				990			
		32				1595	620	375			1080				1040			
750	10	13	1650	430	70	1005	325	130	165	N	950	/	/	N	790	V	810	910
		18				1165	405	160			870				890	950		
		25				1380	510	268			975				995	990		
		32				1595	620	375			1080				VA	1105	1040	
950	10	20	1990	430	70	1290	480	230	165	N	1200	V	1240	N	940	V	940	1360
		32				1705	690	438			1460	1500	1150		1490			
		48				2205	940	688			1660	VA	1700		1400	VA	1400	1605
963	12,5	20	1990	430	85	1290	480	230	165	N	1200	V	1240	N	940	/	/	1360
		32				1705	690	438			1460	1500	1150		1490			
		48				2205	970	688			1660	VA	1700		1400			1605
980	16	20	2150	300	150	1440	480	230	235	N	1200	/	/	N	960	/	/	1920
		32				1855	690	438			1460				1170			2070
		48				2355	940	688			1660				1420			2250

N - V - N A - V A = velocità di sollevamento (vedi pagine 18-19) / lifting speeds (see pages 18-19)

PARANCO CON CARRELLO MONOTRAVE
HOIST WITH MONORAIL TROLLEY

Paranchi standard SERIE XM
XM SERIES standard hoists

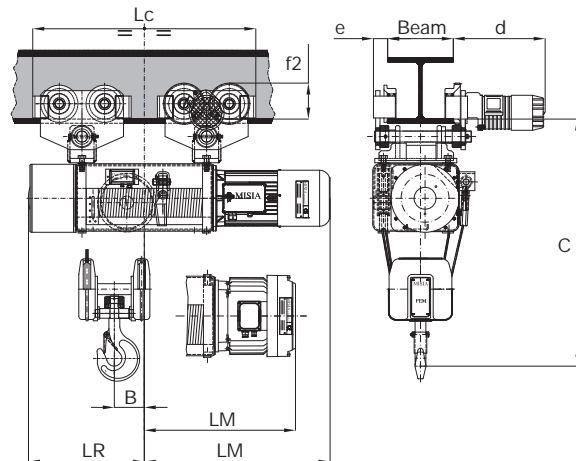
XM 308 / 312 / 316 / 525
Portata Capacity 2÷10 t

S4 4 TIRI DI FUNE (4/1) - 4 ROPE FALLS (4/1)
Tipo 3 A INGOMBRO NORMALE - STANDARD HEADROOM



S4

Tipo 3



S4 - XM 308 / 312 / 316 / 525

Portata Capacity 2÷10 t

Paranco Hoist	Portata Capacity	Corsa gancio Hook travel	Dimensioni Dimensions							Motori cilindrici Cylindrical motors				Motori conici Conical motors				Peso Weight
			C mm	d mm	e mm	Lc mm	LR mm	B mm	f2 mm	Speed m/min	LM mm	Speed m/min	LM mm	Speed m/min	LM mm	Speed m/min	LM mm	
308	3,2	7	1020	410	60	920	460	132	145	N	790	V	790	N	645	V	702	450
		10				1100	550	222		880	880	735	810	470				
		13				1285	645	314		975	VA	975	NA	830	VA	910	490	
312	5	7	1120	410	60	970	535	137	145	N	815	V	895	N	705	V	705	520
		10				1175	640	240		920	1000	810	810	550				
		13				1375	740	340		1020	VA	1100	NA	910	VA	910	580	
316	6,3	7	1140	430	70	890	535	137	165	N	835	V	895	N	705	/	/	675
		10				1020	640	240		940	1000	810	/	705				
		13				1225	740	340		1040	VA	1100	NA	910	/	745		
525	10	7	1290	430	70	1040	565	133	165	N	905	V	965	N	750	V	805	800
		10				1225	670	236		1010	1070	860	910	840				
		13				1445	770	336		1110	VA	1170	NA	960	VA	1010	880	

N - V - N A - V A = velocità di sollevamento (vedi pagine 18-19) / lifting speeds (see pages 18-19)

PARANCO CON CARRELLO MONOTRAVE
HOIST WITH MONORAIL TROLLEY

Paranchi standard SERIE XM
XM XM SERIES standard hoists

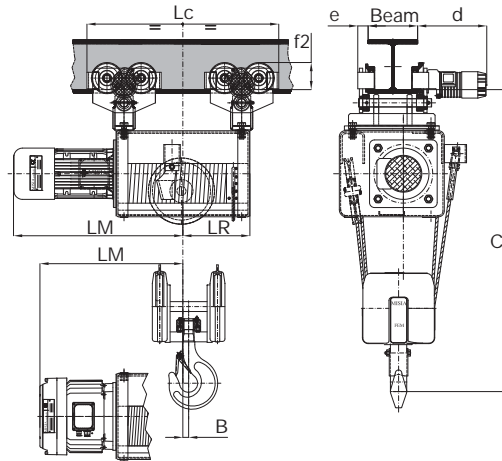
XM 740 / 750 / 950 / 963
Portata Capacity 12,5÷32 t

S4 4 TIRI DI FUNE (4/1) - 4 ROPE FALLS (4/1)
Tipo 3 A INGOMBRO NORMALE - STANDARD HEADROOM



S4

Tipo 3



S4 - XM 740 / 750 / 950 / 963

Portata Capacity 12,5÷32 t

Paranco Hoist	Portata Capacity	Corsa gancio Hook travel	Dimensioni Dimensions							Motori cilindrici Cylindrical motors				Motori conici Conical motors				Peso Weight	
			C mm	d mm	e mm	Lc mm	LR mm	B mm	f2 mm	Speed m/min	LM mm	Speed m/min	LM mm	Speed m/min	LM mm	Speed m/min	LM mm		Kg
740	16	6,5	1600	430	85	1005	325	35	165	N	950	/	/	N	790	/	/	1010	
		9				1165	405	115			1030				870				1050
		12,5				1380	510	223			1135				975				1100
		16				1595	620	330			1245				1080				1150
750	20	9	1740	300	150	1315	405	115	235	N	1030	/	/	N	870	V	890	1490	
		12,5				1530	510	223			1135				975	995	1540		
		16				1893	620	330			1245				1080	VA	1105	1590	
950	20	10	1960	300	150	1440	480	130	235	N	1200	V	1240	N	940	V	940	1970	
		16				1855	690	338			1460	1150	1150		2120				
		24				2355	940	588			1660	VA	1700		NA	1400	VA	1400	2300
963	25	10	1960	300	150	1440	480	130	235	N	1200	/	/	N	940	/	/	1970	
		16				1855	690	338			1460				1150			1150	2120
		24				2355	940	588			1660				NA			1400	NA
980	32	10	2040	300	150	1440	480	130	235	N	1200	/	/	N	940	/	/	1990	
		16				1855	690	338			1460				1150			1150	2140
		24				2355	940	588			1660				NA			1400	NA

N - V - N A - V A = velocità di sollevamento (vedi pagine 18-19) / lifting speeds (see pages 18-19)

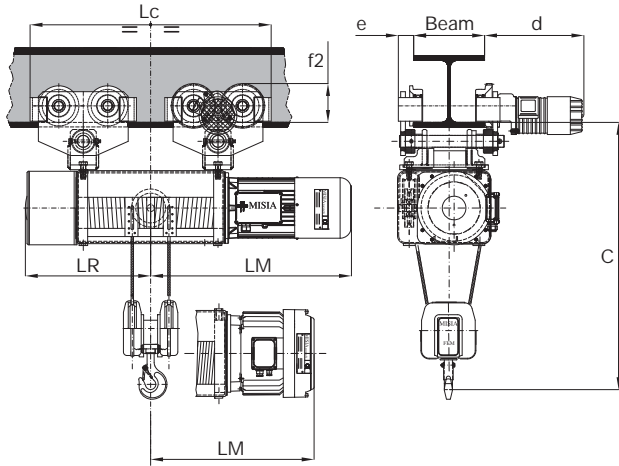
PARANCO CON CARRELLO MONOTRAVE
HOIST WITH MONORAIL TROLLEY

Paranchi standard SERIE XM
XM SERIES standard hoists

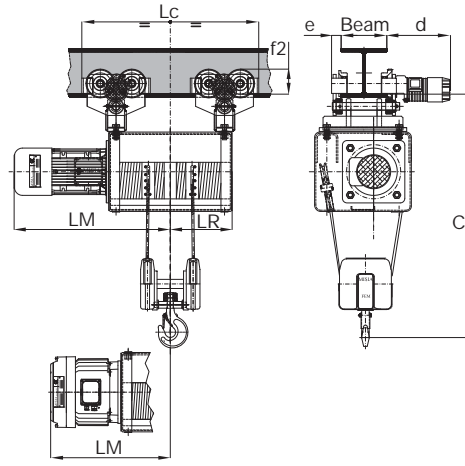
PARANCI A DOPPIA USCITA DAL TAMBURO D2 (4/2) TIRO CENTRALE
HOISTS WITH DOUBLE OUTPUT FROM THE DRUM D2 (4/2) TRUE VERTICAL LIFT

Tipo 3 A INGOMBRO NORMALE - NORMAL HEADROOM

XM 308 / 312 / 316 / 525



XM 740 / 750 / 950 / 963 / 980



TIPO 3 CON CARRELLO MONOROTAIA D2 (4/2) A 4 TIRI DI FUNE - TYPE 3 MONORAIL TROLLEY D2 (4/2) 4 ROPE FALLS

Paranco Hoist	Portata Capacity	Corsa gancio Hook travel	Dimensioni Dimensions						Motori cilindrici Cylindrical motors				Motori conici Conical motors				Peso Weight
			C mm	d mm	e mm	Lc mm	LR mm	f2 mm	Speed m/min	LM mm	Speed m/min	LM mm	Speed m/min	LM mm			
308	1,6	6	1000	410	60	920	460	145	N	790	V	790	N	645	V	705	430
		1100				550	880			735		810		450			
		1285				645	975			830		910		470			
312	2,5	7,5	1040	410	60	970	535	145	N	815	V	895	N	705	V	705	500
		1175				640	920			810		810		530			
		1375				740	1020			910		910		560			
316	3,2	7,5	1040	410	60	970	535	145	N	835	V	895	N	705	/	/	590
		1175				640	940			810		810		620			
		1375				740	1040			910		910		660			
525	5	6	1140	410	60	990	565	145	N	905	V	965	N	750	V	805	610
		1175				670	1010			860		910		660			
		1395				770	1110			960		1010		700			
740	8	7	1510	430	70	1165	405	165	N	1030	/	/	N	870	/	/	1000
		1380				510	1135			975		1040					
		1595				620	1245			1085		1090					
750	10	7	1510	430	70	1165	405	165	N	1030	/	/	N	870	V	890	1000
		1380				510	1135			975		995		1040			
		1595				620	1245			1085		1105		1090			
950	10	8	1650	430	70	1290	480	165	N	1100	/	/	N	940	/	/	1400
		1705				690	1135			1150		1550					
		2205				940	1245			1400		1730					
963	12,5	8	1650	430	70	1290	480	165	N	1100	/	/	N	940	/	/	1420
		1705				690	1210			1150		1570					
		2205				940	1560			1400		1750					
980	16	8	1650	300	70	1290	480	165	N	1180	/	/	N	960	/	/	1440
		1705				690	1390			1170		1590					
		2205				940	1640			1420		1770					

Velocità carrello / Trolley speed: 18 - 18/6 m/min

N - V - N A - V A = velocità di sollevamento (vedi pagina 38) / lifting speeds (see page 38)