





DATI TECNICI

TECHNICAL DATA

Codice Code	Codice Code	Fune Rope	Portata WLL		Portata WLL		Dimensione asole Eyes dimension	Redancia Thimble
								
AS-AS	RD-RD	Ø mm	Kg	Kg	Kg	Kg	AxB mm	C mm
TTASAS03	TTRDRD03	3	100	200	140	100	40x80	13
TTASAS04	TTRDRD04	4	180	360	250	180	50x100	14
TTASAS05	TTRDRD05	5	280	560	390	280	50x100	16
TTASAS06	TTRDRD06	6	400	800	550	400	50x100	18
TTASAS08	TTRDRD08	8	700	1400	1000	700	65x130	24
TTASAS10	TTRDRD10	10	1000	2000	1400	1000	80x160	28
TTASAS12	TTRDRD12	12	1500	3000	2000	1500	100x200	32
TTASAS14	TTRDRD14	14	2000	4000	2800	2000	110x220	36
TTASAS16	TTRDRD16	16	2900	5800	4000	2900	130x260	38
TTASAS18	TTRDRD18	18	3600	7200	5000	3600	150x300	45
TTASAS20	TTRDRD20	20	4300	8600	6000	4300	160x320	50
TTASAS22	TTRDRD22	22	5100	10200	7200	5100	175x350	56
TTASAS24	TTRDRD24	24	6200	12400	8700	6200	200x400	62
TTASAS26	TTRDRD26	26	7500	15000	10600	7500	210x420	70
TTASAS28	TTRDRD28	28	9000	18000	12700	9000	225x450	75
TTASAS30	TTRDRD30	30	10000	20000	14000	10000	240x480	80
TTASAS32	TTRDRD32	32	11000	22000	15500	11000	260x520	95
TTASAS34	TTRDRD34	34	13000	26000	18300	13000	280x560	100
TTASAS36	TTRDRD36	36	14800	29600	21000	14800	290x580	110
TTASAS40	TTRDRD40	40	18000	36000	25500	18000	320x640	120
TTASAS42	TTRDRD42	42	20000	40000	28300	20000	340x680	150
TTASAS44	TTRDRD44	44	22000	44000	31100	22000	350x700	150
TTASAS46	TTRDRD46	46	24000	48000	34000	24000	370x740	160
TTASAS48	TTRDRD48	48	26500	53000	37500	26500	380x760	160
TTASAS50	TTRDRD50	50	29000	58000	41000	29000	400x800	170

- Tolleranze in accordo alle norme EN vigenti.
- Su richiesta disponibili con manicotto tronco conico.
- Tolerances according to EN standards.
- Upon demand available with tapered sleeve.

Tipo AS-AS

Con asole
Fune zincata tipo AZN 619 T - AZN 636 T - Anima tessile
Lunghezza minima **L**: circa 50 volte il diametro della fune.

AS-AS Type

With soft eyes
Galvanized wire rope type AZN 619 T - AZN 636 T - Fiber core
Minimum length **L**: 50 times the wire rope diameter.



Tipo RD-RD





Con redance
Fune zincata tipo AZN 619 T - AZN 636 T - Anima tessile
Lunghezza minima **L**: circa 33 volte il diametro della fune.

RD-RD Type

With thimbles
Galvanized wire rope type AZN 619 T - AZN 636 T - Fiber core
Minimum length **L**: 33 times the wire rope diameter.



DATI TECNICI TECHNICAL DATA

Codice Code	Codice Code	Fune Rope	Portata WLL		Portata WLL		Dimensione asole Eyes dimension	Redancia Thimble
			 Kg	 Kg	 Kg	 Kg		
ASM-ASM	RDM-RDM	Ø mm					AxB mm	C mm
TCASAS03	TCRDRD03	3	110	220	155	110	40x80	13
TCASAS04	TCRDRD04	4	200	400	280	200	50x100	14
TCASAS05	TCRDRD05	5	340	680	470	340	50x100	16
TCASAS06	TCRDRD06	6	450	900	650	450	50x100	18
TCASAS08	TCRDRD08	8	850	1700	1200	850	65x130	24
TCASAS10	TCRDRD10	10	1350	2700	1900	1350	80x160	28
TCASAS12	TCRDRD12	12	1900	3800	2700	1900	100x200	32
TCASAS14	TCRDRD14	14	2600	5200	3700	2600	110x220	36
TCASAS16	TCRDRD16	16	3400	6800	4808	3400	130x260	38
TCASAS18	TCRDRD18	18	4400	8800	6200	4400	150x300	45
TCASAS20	TCRDRD20	20	5400	10800	7700	5400	160x320	50
TCASAS22	TCRDRD22	22	6500	13000	9000	6500	175x350	56
TCASAS24	TCRDRD24	24	7700	15400	10800	7700	200x400	62
TCASAS26	TCRDRD26	26	9000	18000	12700	9000	210x420	70
TCASAS28	TCRDRD28	28	10500	21000	14850	10500	225x450	75
TCASAS30	TCRDRD30	30	12000	24000	17000	12000	240x480	80
TCASAS32	TCRDRD32	32	13750	27500	19500	13750	260x520	95
TCASAS34	TCRDRD34	34	15500	31000	22000	15500	280x560	100
TCASAS36	TCRDRD36	36	17500	35000	24700	17500	290x580	110
TCASAS40	TCRDRD40	40	21000	42000	29700	21000	320x640	120
TCASAS42	TCRDRD42	42	23000	46000	32500	23000	340x680	150
TCASAS44	TCRDRD44	44	25300	50600	35700	25300	350x700	150
TCASAS46	TCRDRD46	46	27600	55200	39100	27600	370x740	160
TCASAS48	TCRDRD48	48	30500	61000	43000	30500	380x760	160
TCASAS50	TCRDRD50	50	33300	66600	47100	33300	400x800	170

- Tolleranze in accordo alle norme EN vigenti.
- Su richiesta disponibili con manicotto tronco conico.
- Tolerances according to EN standards.
- Upon demand available with tapered sleeve.

Tipo ASM-ASM

Con asole
Fune zincata tipo AZN 636 AC - Anima metallica
Lunghezza minima **L**: circa 50 volte il diametro della fune.

ASM-ASM Type

With soft eyes
Galvanized wire rope type AZN 636 AC - Steel core
Minimum length **L**: 50 times the wire rope diameter.



Tipo RDM-RDM

Con redancia
Fune zincata tipo AZN 636 AC - Anima metallica
Lunghezza minima **L**: circa 33 volte il diametro della fune.





RDM-RDM Type

With thimbles
Galvanized wire rope type AZN 636 AC - Steel core
Minimum length **L**: 33 times the wire rope diameter.



DATI TECNICI

TECHNICAL DATA

Codice Code	Codice Code	Fune Rope	Portata ASIT ASIT WLL		Portata ASIM ASIM WLL		Dimensione asole Eyes dimension
			 Kg	 Kg	 Kg	 Kg	
ASIT	ASIM	Ø mm					AxB mm
TTIMP06	TCIMP06	6	400	800	450	900	50 x 100
TTIMP08	TCIMP08	8	750	1500	800	1600	65 x 130
TTIMP10	TCIMP10	10	1200	2400	1300	2600	80 x 160
TTIMP12	TCIMP12	12	1600	3200	1800	3600	100 x 200
TTIMP14	TCIMP14	14	2100	4200	2400	4800	110 x 220
TTIMP16	TCIMP16	16	2800	5600	3200	6400	130 x 260
TTIMP18	TCIMP18	18	3500	7000	4000	8000	150 x 300
TTIMP20	TCIMP20	20	4300	8600	5000	10000	160 x 320
TTIMP22	TCIMP22	22	4800	9600	5600	11200	175 x 350
TTIMP24	TCIMP24	24	5700	10400	6500	13000	200 x 400
TTIMP26	TCIMP26	26	6700	13400	7900	15800	210 x 420
TTIMP28	TCIMP28	28	7300	14600	8500	17000	225 x 450
TTIMP30	TCIMP30	30	8400	16800	9800	19600	240 x 480
TTIMP32	TCIMP32	32	9500	19000	11200	22400	260 x 520
TTIMP34	TCIMP36	36	12000	24000	14000	28000	290 x 580
TTIMP36	TCIMP40	40	15000	30000	17400	34800	320 x 640

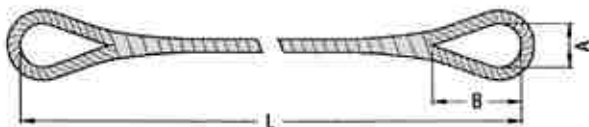
- Tolleranze in accordo alle norme EN vigenti.
- Tolerances according to EN standards.

Tipo ASIT - Anima tessile - Capi interni
Fune zincata tipo AZN 619 T - AZN 636 T
Lunghezza minima L circa 80 volte il diametro della fune.

ASIT Type - Fiber core
Galvanized wire rope type AZN 619 T - AZN 636 T
The minimum length L is about 80 times the diameter of the rope.





Tipo ASIM - Anima metallica - Capi interni
Fune zincata tipo AZN 636 AC
Lunghezza minima L circa 80 volte il diametro della fune.

ASIM Type - Steel core - Tail ends protruding from splice
Galvanized wire rope type AZN 636 AC
The minimum length L is about 80 times the diameter of the rope.



DATI TECNICI

TECHNICAL DATA

Codice Code	Codice Code	Anello continuo Grommet	Portata WLL		Portata WLL		Dimensione asole Eyes dimension	Peso Weight	
			 Kg	 Kg	 Kg	 Kg			
A/N	AN-AS	Ø mm	Coeff. sic. 5 Safety factor 5	Coeff. sic.* Safety factor* EN 13414-3	Coeff. sic. 5 Safety factor 5	Coeff. sic. 5 Safety factor 5	Coeff. sic. 5 Safety factor 5	AxB mm	Kg/m
TTAN09	TTANA S09	9	1167		2335	1634	1167	54 x 108	0,24
TTAN12	TTANA S12	12	2070		4141	2899	2070	72 x 144	0,43
TTAN15	TTANA S15	15	3238		6476	4533	3238	90 x 180	0,67
TTAN18	TTANA S18	18	4736		9471	6630	4736	108 x 216	0,96
TTAN21	TTANA S21	21	6343		12687	8881	6343	126 x 252	1,30
TTAN24	TTANA S24	24	8260		16519	11564	8260	144 x 288	1,70
TTAN27	TTANA S27	27	10462		20925	14647	10462	162 x 324	2,20
TTAN30	TTANA S30	30	12995		25991	18193	12995	180 x 360	2,60
TTAN33	TTANA S33	33	15638		31277	21894	15638	198 x 396	3,20
TTAN36	TTANA S36	36	18612		37224	26057	18612	216 x 432	3,90
TTAN39	TTANA S39	39	21806		43611	30528	21806	234 x 468	4,60
TTAN42	TTANA S42	42	25991		51981	36387	25991	252 x 504	5,30
TTAN45	TTANA S45	45	29955		59910	41937	29955	270 x 540	6,20
TTAN48	TTANA S48	48	33435		66871	46809	33435	288 x 576	7,00
TTAN54	TTANA S54	54	42554		85108	59576	42554	324 x 648	8,80
TTAN60	TTANA S60	60	52532	52427	105063	73544	52532	360 x 720	10,80
TTAN66	TTANA S66	66	63655	65247	127310	89117	63655	396 x 792	13,12
TTAN72	TTANA S72	72	75769	79824	151538	106077	75769	432 x 864	15,60
TTAN78	TTANA S78	78	88830	96262	177661	124362	88830	468 x 936	18,30
TTAN84	TTANA S84	84	103345	115289	206691	144684	103345	504 x 1008	21,25
TTAN90	TTANA S90	90	118609	136333	237219	166053	118609	540 x 1080	24,40
TTAN96	TTANA S96	96	134908	159920	269817	188872	134908	576 x 1152	27,00
TTAN102	TTANA S102	102	152309	186379	304618	213232	152309	612 x 1224	31,30
TTAN108	TTANA S108	108	171097	216359	342194	239536	171097	648 x 1296	35,10
TTAN114	TTANA S114	114	190634	249390	381268	266887	190634	684 x 1368	39,10
TTAN120	TTANA S120	120	211228	286217	422456	295719	211228	720 x 1440	43,40

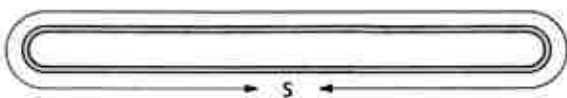
* Coefficiente di sicurezza e tolleranze in accordo a EN 13414-3.
* Safety factor and tolerances according to EN 13414-3

Tipo AN - Anima tessile

Fune zincata tipo AZN 619 T - AZN 636 T
La circonferenza minima **S** è pari a circa 40 volte il diametro nominale della braca.

AN Type - Fiber core

Galvanized wire rope type AZN 619 T - AZN 636 T
Minimum circumference **S** is about 40 times the nominal diameter of the sling.



Tipo AN-AS - Anima tessile

Fune zincata tipo AZN 619 T - AZN 636 T
La lunghezza minima **L** è pari a circa 20 volte il diametro nominale della braca.

AN-AS Type - Fiber core

Galvanized wire rope type AZN 619 T - AZN 636 T
Minimum length **L** is about 20 times the nominal diameter of the sling.







- Su richiesta, con redance pesanti tipo K2 o K2B.
- Upon demand, with heavy thimbles K2 or K2B type.

- **Attenzione: non piegare o posare il carico sulla zona segnata in rosso, dove si trovano le estremità della fune elementare.**
Non avvolgere su perni con raggio inferiore a 2 volte il Ø della fune.
- **Warning: do not bend or place the load in the red marked area, where the ends of the ropes are located.**
Do not bend on radius smaller than 2 times the diameter of the rope



DATI TECNICI

TECHNICAL DATA

Codice Code	Codice Code	Anello continuo Grommet	Portata WLL		Portata WLL		Dimensione asole Eyes dimension	Peso Weight	
			 Kg	 Kg	 Kg	 Kg			
ANM	ANM-AS	Ø mm	Coeff. sic. 5 Safety factor 5	Coeff. sic.* Safety factor* EN 13414-3	Coeff. sic. 5 Safety factor 5	Coeff. sic. 5 Safety factor 5	AxB mm	Kg/m	
TCAN09	TCANA S09	9	1322		2643	1850	1322	54 x 108	0,26
TCAN12	TCANA S12	12	2313		4625	3238	2313	72 x 144	0,46
TCAN15	TCANA S15	15	3899		7797	5458	3899	90 x 180	0,71
TCAN18	TCANA S18	18	5727		11453	8017	5727	108 x 216	1,03
TCAN21	TCANA S21	21	7819		15638	10947	7819	126 x 252	1,40
TCAN24	TCANA S24	24	9361		18722	13105	9361	144 x 288	1,95
TCAN27	TCANA S27	27	12004		24008	16806	12004	162 x 324	2,25
TCAN30	TCANA S30	30	15418		30836	21585	15418	180 x 360	3,00
TCAN33	TCANA S33	33	18656		37312	26118	18656	198 x 396	3,60
TCAN36	TCANA S36	36	22202		44404	31083	22202	216 x 432	4,40
TCAN39	TCANA S39	39	26101		52201	36541	26101	234 x 468	5,10
TCAN42	TCANA S42	42	30264		60527	42369	30264	252 x 504	6,00
TCAN45	TCANA S45	45	34757		69514	48660	34757	270 x 540	6,80
TCAN48	TCANA S48	48	39536		79073	55351	39536	288 x 576	7,80
TCAN54	TCANA S54	54	49999		99997	69998	49999	324 x 648	9,80
TCAN60	TCANA S60	60	61783	61659	123565	86496	61783	360 x 720	12,10
TCAN66	TCANA S66	66	74778	76648	149556	104689	74778	396 x 792	14,70
TCAN72	TCANA S72	72	88985	93747	177969	124578	88985	432 x 864	17,50
TCAN78	TCANA S78	78	104403	113137	208805	146164	104403	468 x 936	20,50
TCAN84	TCANA S84	84	120922	134897	241844	169291	120922	504 x 1008	23,80
TCAN90	TCANA S90	90	138763	159498	277526	194268	138763	540 x 1080	27,30
TCAN96	TCANA S96	96	157925	187204	315851	221096	157925	576 x 1152	31,00
TCAN102	TCANA S102	102	178189	218049	356379	249465	178189	612 x 1224	35,10
TCAN108	TCANA S108	108	199554	252345	399109	279376	199554	648 x 1296	39,30
TCAN114	TCANA S114	114	222461	291027	444923	311446	222461	684 x 1368	43,80
TCAN120	TCANA S120	120	246469	333969	492939	345057	246469	720 x 1440	48,50


* Coefficiente di sicurezza e tolleranze in accordo a EN 13414-3.
* Safety factor and tolerances according to EN 13414-3

Tipo ANM - Anima metallica

Funne zincata tipo AZN 636 AC - Resistenza 1960 N/mm²
La circonferenza minima **S** è pari a circa 40 volte il diametro nominale della braca.

ANM Type - Steel core

Galvanized wire rope type AZN 636 AC - Class 1960
The minimum circumference **S** is approximately 40 times the nominal diameter of the sling.



Tipo ANM-AS - Anima metallica

Funne zincata tipo AZN 636 AC - Resistenza 1960 N/mm²
La lunghezza minima **L** è pari a circa 20 volte il diametro nominale della braca.

ANM-AS Type - Steel core




Galvanized wire rope type AZN 636 AC - Class 1960
The minimum length **L** is approximately 20 times the nominal diameter of the sling.



- Su richiesta, con redance pesanti tipo K2 o K2B.
- Upon demand, with heavy thimbles K2 or K2B type.

DATI TECNICI

TECHNICAL DATA

Codice Code	Codice Code	Anello continuo Grommet	Portata WLL		Portata WLL		Dimensione asole Eyes dimension	Peso Weight	
			 Kg	Coeff. sic. 5 Safety factor 5	 Kg	Coeff. sic. 5 Safety factor 5			 Kg
ANM	ANM-AS	Ø mm	Coeff. sic. 5 Safety factor 5	Coeff. sic.* Safety factor* EN 13414-3	Coeff. sic. 5 Safety factor 5	Coeff. sic. 5 Safety factor 5	Coeff. sic. 5 Safety factor 5	AxB mm	Kg/m
TCAN09	TCANA S09	9	1322		2643	1850	1322	54 x 108	0,26
TCAN12	TCANA S12	12	2313		4625	3238	2313	72 x 144	0,46
TCAN15	TCANA S15	15	3899		7797	5458	3899	90 x 180	0,71
TCAN18	TCANA S18	18	5727		11453	8017	5727	108 x 216	1,03
TCAN21	TCANA S21	21	7819		15638	10947	7819	126 x 252	1,40
TCAN24	TCANA S24	24	9361		18722	13105	9361	144 x 288	1,95
TCAN27	TCANA S27	27	12004		24008	16806	12004	162 x 324	2,25
TCAN30	TCANA S30	30	15418		30836	21585	15418	180 x 360	3,00
TCAN33	TCANA S33	33	18656		37312	26118	18656	198 x 396	3,60
TCAN36	TCANA S36	36	22202		44404	31083	22202	216 x 432	4,40
TCAN39	TCANA S39	39	26101		52201	36541	26101	234 x 468	5,10
TCAN42	TCANA S42	42	30264		60527	42369	30264	252 x 504	6,00
TCAN45	TCANA S45	45	34757		69514	48660	34757	270 x 540	6,80
TCAN48	TCANA S48	48	39536		79073	55351	39536	288 x 576	7,80
TCAN54	TCANA S54	54	49999		99997	69998	49999	324 x 648	9,80
TCAN60	TCANA S60	60	61783	61659	123565	86496	61783	360 x 720	12,10
TCAN66	TCANA S66	66	74778	76648	149556	104689	74778	396 x 792	14,70
TCAN72	TCANA S72	72	88985	93747	177969	124578	88985	432 x 864	17,50
TCAN78	TCANA S78	78	104403	113137	208805	146164	104403	468 x 936	20,50
TCAN84	TCANA S84	84	120922	134897	241844	169291	120922	504 x 1008	23,80
TCAN90	TCANA S90	90	138763	159498	277526	194268	138763	540 x 1080	27,30
TCAN96	TCANA S96	96	157925	187204	315851	221096	157925	576 x 1152	31,00
TCAN102	TCANA S102	102	178189	218049	356379	249465	178189	612 x 1224	35,10
TCAN108	TCANA S108	108	199554	252345	399109	279376	199554	648 x 1296	39,30
TCAN114	TCANA S114	114	222461	291027	444923	311446	222461	684 x 1368	43,80
TCAN120	TCANA S120	120	246469	333969	492939	345057	246469	720 x 1440	48,50

* Coefficiente di sicurezza e tolleranze in accordo a EN 13414-3.
* Safety factor and tolerances according to EN 13414-3

Tipo ANM - Anima metallica
Fune zincata tipo AZN 636 AC - Resistenza 1960 N/mm²
La circonferenza minima **S** è pari a circa 40 volte il diametro nominale della braca.

ANM Type - Steel core
Galvanized wire rope type AZN 636 AC - Class 1960
The minimum circumference **S** is approximately 40 times the nominal diameter of the sling.







Tipo ANM-AS - Anima metallica
Fune zincata tipo AZN 636 AC - Resistenza 1960 N/mm²
La lunghezza minima **L** è pari a circa 20 volte il diametro nominale della braca.

ANM-AS Type - Steel core
Galvanized wire rope type AZN 636 AC - Class 1960
The minimum length **L** is approximately 20 times the nominal diameter of the sling.



- Su richiesta, con redance pesanti tipo K2 o K2B.
- Upon demand, with heavy thimbles K2 or K2B type.

DATI TECNICI TECHNICAL DATA

Codice Code	Codice Code	Anello continuo Grommet	Portata WLL		Portata WLL		Dimensione asole Eyes dimension	Peso Weight	
			 Kg	 Kg	 Kg	 Kg			
ANR	ANR-AS	Ø mm	Coeff. sic. 5 Safety factor 5	Coeff. sic.* Safety factor* EN 13414-3	Coeff. sic. 5 Safety factor 5	Coeff. sic. 5 Safety factor 5	Coeff. sic. 5 Safety factor 5	AxB mm	Kg/m
TRAN 18	TRANAS18	18	6337		12674	8872	6337	108 x 216	1,03
TRAN 21	TRANAS21	21	8625		17251	12075	8625	126 x 252	1,40
TRAN 24	TRANAS24	24	11266		22532	15773	11266	144 x 288	1,95
TRAN 27	TRANAS27	27	14260		28519	19963	14260	162 x 324	2,25
TRAN 30	TRANAS30	30	18017		36034	25224	18017	180 x 360	3,00
TRAN 33	TRANAS33	33	21784		43567	30497	21784	198 x 396	3,60
TRAN 36	TRANAS36	36	25946		51893	36325	25946	216 x 432	4,40
TRAN 39	TRANAS39	39	30462		60924	42646	30462	234 x 468	5,10
TRAN 42	TRANAS42	42	35307		70615	49430	35307	252 x 504	6,00
TRAN 45	TRANAS45	45	40528		81055	56739	40528	270 x 540	6,80
TRAN 48	TRANAS48	48	46144		92288	64602	46144	288 x 576	7,80
TRAN 54	TRANAS54	54	58369	56757	116737	81716	58369	324 x 648	9,80
TRAN 60	TRANAS60	60	71914	71771	143829	100680	71914	360 x 720	12,10
TRAN 66	TRANAS66	66	87222	89404	174445	122111	87222	396 x 792	14,70
TRAN 72	TRANAS72	72	103852	109410	207704	145393	103852	432 x 864	17,50
TRAN 78	TRANAS78	78	121803	131993	243606	170524	121803	468 x 936	20,50
TRAN 84	TRANAS84	84	140966	157257	281931	197352	140966	504 x 1008	23,80
TRAN 90	TRANAS90	90	161670	185827	323340	226338	161670	540 x 1080	27,30
TRAN 96	TRANAS96	96	184026	218144	368052	257637	184026	576 x 1152	31,00
TRAN 102	TRANAS102	102	202638	247966	405276	283693	202638	612 x 1224	35,10
TRAN 108	TRANAS108	108	226866	286882	453733	317613	226866	648 x 1296	39,30
TRAN 114	TRANAS114	114	253298	331368	506595	354617	253298	684 x 1368	43,80
TRAN 120	TRANAS120	120	276425	374559	552849	386995	276425	720 x 1440	48,60

* Coefficiente di sicurezza e tolleranze in accordo a EN 13414-3.

* Safety factor and tolerances according to EN 13414-3



Tipo ANR - Anima metallica

Fune zincata tipo AZN 636 AC AR - Resistenza 2160 N/mm²

La circonferenza minima **S** è pari a circa 40 volte il diametro nominale della braca.

ANR Type - Steel core

Galvanized wire rope type AZN 636 AC AR - Class 2160

The minimum circumference **S** is approximately 40 times the nominal diameter of the sling.



Tipo ANR-AS - Anima metallica

Fune zincata tipo AZN 636 AC AR - Resistenza 2160 N/mm²

La lunghezza minima **L** è pari a circa 20 volte il diametro nominale della braca.

ANR-AS Type - Steel core

Galvanized wire rope type AZN 636 AC AR - Class 2160

The minimum length **L** is approximately 20 times the nominal diameter of the sling.



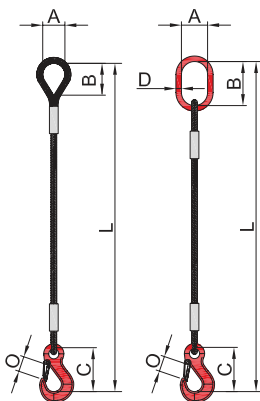
- Su richiesta, con redance pesanti tipo K2 o K2B.
- Upon demand, with heavy thimbles K2 or K2B type.

Anima tessile tipo AS-GNOC / M-GNOC

AS-GNOC / M-GNOC type fiber core

Tipo AS-GNOC
Con asola
Tipo M-GNOC
Con campanella

AS-GNOC Type
Soft eye type
M-GNOC Type
With master link



Fune zincata
tipo AZN 619 T - AZN 636 T
Galvanized wire rope
type AZN 619 T - AZN 636 T

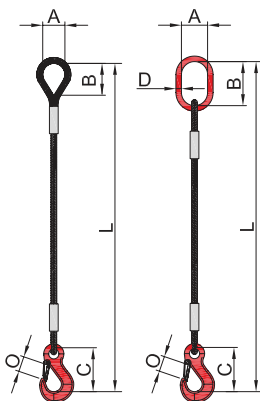
Codice Code	Codice Code	Fune Rope	Portata WLL	Asola Soft eye	Campanella Master link		Gancio Hook	
					Ø mm	Kg	AxB mm	Typo Type
TTASGN08	TTMGN08	8	700	65x130	W 0807	70x120x14	GNOC 08	82x20
TTASGN10	TTMGN10	10	1000	80x160	W 0807	70x120x14	GNOC 1	93x22
TTASGN12	TTMGN12	12	1500	100x200	W 0807	70x120x14	GNOC 1.6	106x23
TTASGN14	TTMGN14	14	2000	110x220	W 0807	70x120x14	GNOC 2	121x27
TTASGN16	TTMGN16	16	2900	130x260	W 1008	80x140x16	GNOC 3.2	147x35
TTASGN18	TTMGN18	18	3200	150x300	W 1008	80x140x16	GNOC 3.2	147x35
TTASGN20	TTMGN20	20	4000	160x320	W 1310	95x160x19	GNOC 5	187x43
TTASGN22	TTMGN22	22	5000	175x350	W 1310	95x160x19	GNOC 5	187x43
TTASGN24	TTMGN24	24	6000	200x400	W 1613	110x190x27	GNOC 7.5	230x53
TTASGN26	TTMGN26	26	7500	210x420	W 1613	110x190x27	GNOC 7.5	230x53
TTASGN28	TTMGN28	28	9000	225x450	W 1613	110x190x27	GNOC 10	256x58
TTASGN30	TTMGN30	30	10000	240x480	MW 26	110x190x27	GNOC 10	256x28
TTASGN32	TTMGN32	32	11600	260x520	MW 32	130x230x33	GNOC 15	318x80
TTASGN34	TTMGN34	34	12800	275x550	MW 32	130x230x33	GNOC 15	318x80
TTASGN36	TTMGN36	36	14500	290x580	MW 32	130x230x33	GNOC 15	318x80
TTASGN38	TTMGN38	38	16000	310x620	MW 32	130x230x33	GOA 22	318x80
TTASGN40	TTMGN40	40	18000	320x640	MW 36	150x275x38	GOA 22	318x80

Anima metallica tipo ASM-GNOC / MM-GNOC

ASM-GNOC / MM-GNOC type steel core

Tipo ASM-GNOC
Con asola
Tipo MM-GNOC
Con campanella

ASM-GNOC Type
Soft eye type
MM-GNOC Type
With master link



Fune zincata
tipo AZN 636 AC
Galvanized wire rope
type AZN 636 AC

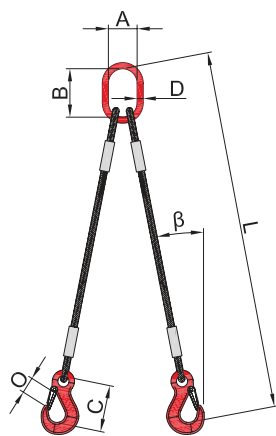
Codice Code	Codice Code	Fune Rope	Portata WLL	Asola Soft eye	Campanella Master link		Gancio Hook	
					Ø mm	Kg	AxB mm	Typo Type
TCASGN08	TCMGN08	8	800	65x130	W 0807	70x120x14	GNOC 0.8	83x20
TCASGN10	TCMGN10	10	1250	80x160	W 0807	70x120x14	GNOC 1.6	106x23
TCASGN12	TCMGN12	12	1800	100x200	W 0807	70x120x14	GNOC 2	121x27
TCASGN14	TCMGN14	14	2500	110x220	W 0807	70x120x14	GNOC 3.2	147x35
TCASGN16	TCMGN16	16	3200	130x260	W 1008	80x140x16	GNOC 3.2	147x35
TCASGN18	TCMGN18	18	4100	150x300	W 1310	95x160x20	GNOC 5	187x43
TCASGN20	TCMGN20	20	5000	160x320	W 1310	95x160x20	GNOC 5	187x43
TCASGN22	TCMGN22	22	6000	175x350	W 1613	110x190x27	GNOC 7.5	230x53
TCASGN24	TCMGN24	24	7200	200x400	W 1613	110x190x27	GNOC 7.5	230x53
TCASGN26	TCMGN26	26	8500	210x420	W 1613	110x190x27	GNOC 10	256x58
TCASGN28	TCMGN28	28	9600	225x450	MW 26	110x190x27	GNOC 10	256x58
TCASGN30	TCMGN30	30	10000	240x480	MW 26	110x190x27	GNOC 10	256x58
TCASGN32	TCMGN32	32	12700	260x520	MW 32	130x230x33	GNOC 15	318x80
TCASGN34	TCMGN34	34	14200	275x550	MW 32	130x230x33	GNOC 15	318x80
TCASGN36	TCMGN36	36	15000	290x580	MW 32	130x230x33	GNOC 15	318x80
TCASGN38	TCMGN38	38	16920	310x620	MW 36	150x275x38	GOA 22	318x80
TCASGN40	TCMGN40	40	18720	320x640	MW 36	150x275x38	GOA 22	318x80

- Tolleranze in accordo alle norme EN vigenti.
- Tolerances according to EN standards.

- La lunghezza minima L è circa 55 volte il diametro della fune.
- Minimum length L: 55 times the wire rope diameter

Anima tessile tipo M2-GNOC

M2-GNOC type fiber core

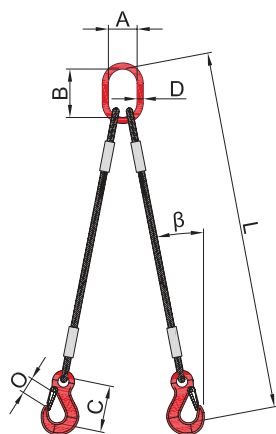


Fune zincata
tipo AZN 619 T - AZN 636 T
Galvanized wire rope
type AZN 619 T - AZN 636 T

Codice Code	Fune Rope Ø mm	Portata WLL		Campanella Master link		Gancio Hook	
		β 0°-45° Kg	β 0°-60° Kg	Typo Type	AxBxD mm	Typo Type	CxO mm
TTM2GN08	8	1000	700	W 0807	70x120x14	GNOC 0.8	82x22
TTM2GN10	10	1400	1000	W 0807	70x120x14	GNOC 1.0	93x22
TTM2GN12	12	2000	1500	W 0807	70x120x14	GNOC 1.6	106x23
TTM2GN14	14	2800	2000	W 1008	80x140x16	GNOC 2.0	121x27
TTM2GN16	16	3900	2800	W 1310	95x160x19	GNOC 3.2	147x35
TTM2GN18	18	5000	3500	W 1310	95x160x19	GNOC 5.0	187x43
TTM2GN20	20	6000	4250	W 1613	110x190x27	GNOC 5.0	187x43
TTM2GN22	22	7000	5000	W 1613	110x190x27	GNOC 5.0	187x43
TTM2GN24	24	8600	6100	W 1613	110x190x27	GNOC 7.5	230x53
TTM2GN26	26	10000	7200	MW 26	110x190x27	GNOC 7.5	230x53
TTM2GN28	28	12000	8500	MW 32	130x230x33	GNOC 10	256x58
TTM2GN30	30	14000	10000	MW 32	130x230x33	GNOC 10	256x58
TTM2GN32	32	15000	10600	MW 32	130x230x33	GNOC 15	318x80
TTM2GN34	34	18500	13000	MW 36	150x275x38	GNOC 15	318x80
TTM2GN36	36	20500	14500	MW 36	150x275x38	GNOC 15	318x80
TTM2GN38	38	22400	16300	AW 45	180x340x45	GOA 22	318x80
TTM2GN40	40	25200	17800	AW 45	180x340x45	GOA 22	318x80

Anima metallica tipo M2M-GNOC

M2M-GNOC type steel core



Fune zincata
tipo AZN 636 AC
Galvanized wire rope
type AZN 636 AC

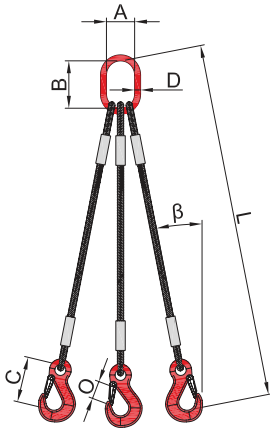
Codice Code	Fune Rope Ø mm	Portata WLL		Campanella Master link		Gancio Hook	
		β 0°-45° Kg	β 0°-60° Kg	Typo Type	AxBxD mm	Typo Type	CxO mm
TCM2GN08	8	1100	800	W 0807	70x120x14	GNOC 0.8	82x22
TCM2GN10	10	1800	1250	W 0807	70x120x14	GNOC 1.0	93x22
TCM2GN12	12	2200	1800	W 0807	70x120x14	GNOC 1.6	106x23
TCM2GN14	14	3200	2500	W 1008	80x140x16	GNOC 3.2	147x35
TCM2GN16	16	4500	3200	W 1310	95x160x23	GNOC 3.2	147x35
TCM2GN18	18	5900	4100	W 1613	110x190x27	GNOC 5.0	187x43
TCM2GN20	20	7100	5000	W 1613	110x190x27	GNOC 5.0	187x43
TCM2GN22	22	8600	6000	W 1613	110x190x27	GNOC 7.5	230x53
TCM2GN24	24	10100	7200	MW 26	110x190x27	GNOC 7.5	230x53
TCM2GN26	26	11900	8500	MW 32	130x230x33	GNOC 10	256x58
TCM2GN28	28	13440	9600	MW 32	130x230x33	GNOC 10	256x58
TCM2GN30	30	15800	11200	MW 32	130x230x33	GNOC 15	318x80
TCM2GN32	32	17800	12700	MW 36	150x275x38	GNOC 15	318x80
TCM2GN34	34	19900	14200	MW 36	150x275x38	GNOC 15	318x80
TCM2GN36	36	21000	15000	AW 45	180x340x45	GNOC 15	318x80
TCM2GN38	38	23690	16920	AW 45	180x340x45	GOA 22	318x80
TCM2GN40	40	26200	18720	AW 45	180x340x45	GOA 22	318x80

- Tolleranze in accordo alle norme EN vigenti.
- Tolerances according to EN standards.

- La lunghezza minima L è circa 55 volte il diametro della fune.
- Minimum length L: 55 times the wire rope diameter

Anima tessile tipo M3-GNOC

M3-GNOC type fiber core

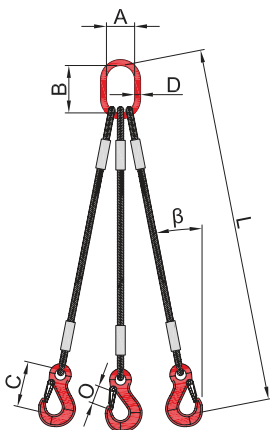


Fune zincata
tipo AZN 619 T - AZN 636 T
Galvanized wire rope
type AZN 619 T - AZN 636 T

Codice Code	Fune Rope Ø mm	Portata WLL		Campanella Master link		Gancio Hook	
		β 0°-45° Kg	β 0°-60° Kg	Typo Type	AxBxD mm	Typo Type	CxO mm
TTM3GN08	8	1500	1050	W 0807	70x120x14	GNOC 0.8	82x20
TTM3GN10	10	2150	1500	W 0807	70x120x14	GNOC 1.0	92x22
TTM3GN12	12	3200	2250	W 1008	80x140x16	GNOC 1.6	105x24
TTM3GN14	14	4000	2800	W 1310	95x160x20	GNOC 2.0	119x26
TTM3GN16	16	5800	4100	W 1613	110x190x27	GNOC 3.2	145x30
TTM3GN18	18	7500	5250	W 1613	110x190x27	GNOC 5	187x38
TTM3GN20	20	9000	6450	W 1613	110x190x27	GNOC 5	187x38
TTM3GN22	22	10000	7200	MW 32	130x230x33	GNOC 5	187x38
TTM3GN24	24	13000	9300	MW 32	130x230x33	GNOC 7.5	230x50
TTM3GN26	26	15500	11000	MW 32	130x230x33	GNOC 7.5	230x50
TTM3GN28	28	17500	13000	MW 36	150x275x38	GNOC 10	256x60
TTM3GN30	30	21000	15000	MW 36	150x275x38	GNOC 10	256x60
TTM3GN32	32	23400	16500	AW 45	180x340x45	GNOC 15	318x80
TTM3GN34	34	27500	19400	AW 45	180x340x45	GNOC 15	318x80
TTM3GN36	36	30000	21200	AW 45	180x340x45	GNOC 15	318x80
TTM3GN38	38	34500	24400	AW 50	190x350x50	GOA 22	318x80
TTM3GN40	40	37500	26300	AW 50	190x350x50	GOA 22	318x80

Anima metallica tipo M3M-GNOC

M3M-GNOC type steel core



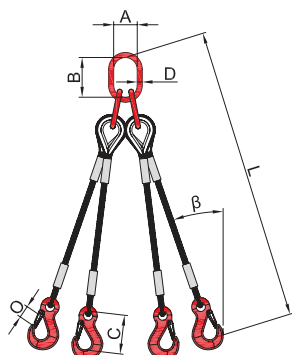
Fune zincata
tipo AZN 636 AC
Galvanized wire rope
type AZN 636 AC

Codice Code	Fune Rope Ø mm	Portata WLL		Campanella Master link		Gancio Hook	
		β 0°-45° Kg	β 0°-60° Kg	Typo Type	AxBxD mm	Typo Type	CxO mm
TCM3GN08	8	1700	1200	W 0807	70x120x14	GNOC 0.8	82x20
TCM3GN10	10	2700	1900	W 0807	70x120x14	GNOC 1.6	105x24
TCM3GN12	12	3900	2750	W 1310	95x160x20	GNOC 2.0	119x26
TCM3GN14	14	5300	3750	W 1310	95x160x20	GNOC 3.2	145x30
TCM3GN16	16	6500	4600	W 1613	110x190x27	GNOC 3.2	145x30
TCM3GN18	18	8800	6200	W 1613	110x190x27	GNOC 5	187x38
TCM3GN20	20	10000	7000	MW 26	110x190x27	GNOC 5	187x38
TCM3GN22	22	12900	9100	MW 32	130x230x33	GNOC 7.5	230x50
TCM3GN24	24	15400	10900	MW 32	130x230x33	GNOC 7.5	230x50
TCM3GN26	26	18100	12760	MW 36	150x275x38	GNOC 10	256x60
TCM3GN28	28	20300	14300	MW 36	150x275x38	GNOC 10	256x60
TCM3GN30	30	24100	17000	AW 45	180x340x45	GNOC 15	318x80
TCM3GN32	32	27000	19000	AW 45	180x340x45	GNOC 15	318x80
TCM3GN34	34	30000	21000	AW 45	180x340x45	GNOC 15	318x80
TCM3GN36	36	31800	22400	AW 50	190x350x50	GNOC 15	318x80
TCM3GN38	38	39000	27800	AW 50	190x350x50	GOA 22	318x80
TCM3GN40	40	43000	30700	AW 60	200x400x60	GOA 22	318x80

- Tolleranze in accordo alle norme EN vigenti.
- La lunghezza minima L è circa 55 volte il diametro della fune.
- Tolerances according to EN standards.
- Minimum length L: 55 times the wire rope diameter

Anima tessile tipo M4-GNOC

M4-GNOC type fiber core

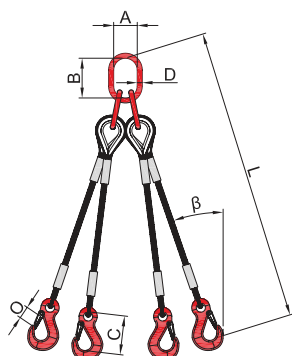


Fune zincata
tipo AZN 619 T - AZN 636 T
Galvanized wire rope
type AZN 619 T - AZN 636 T

Codice Code	Fune Rope Ø mm	Portata WLL		Campanella Master link		Gancio Hook	
		β 0°-45° Kg	β 0°-60° Kg	Typo Type	AxBxD mm	Typo Type	CxO mm
TTMT4GN08	8	1500	1050	WT 7	75x135x18	GNOC 0.8	82x20
TTMT4GN10	10	2150	1500	WT 7	75x135x18	GNOC 1.0	92x22
TTMT4GN12	12	3200	2250	MT 5,5	95x160x20	GNOC 1.6	105x24
TTMT4GN14	14	4000	2800	MT 5,5	95x160x20	GNOC 2.0	119x26
TTMT4GN16	16	5800	4100	MT 6,7	110x160x23	GNOC 3.2	145x30
TTMT4GN18	18	7500	5250	MT 9,4	110x190x27	GNOC 5	187x38
TTMT4GN20	20	9000	6450	MT 9,4	110x190x27	GNOC 5	187x38
TTMT4GN22	22	10000	7200	MT 14	130x230x33	GNOC 5	187x38
TTMT4GN24	24	13000	9300	MT 14	130x230x33	GNOC 7.5	230x50
TTMT4GN26	26	15500	11000	MT 22	150x275x38	GNOC 7.5	230x50
TTMT4GN28	28	17500	13000	MT 22	150x275x38	GNOC 10	256x60
TTMT4GN30	30	21000	15000	MT 22	150x275x38	GNOC 10	256x60
TTMT4GN32	32	23400	16500	MT 33	180x340x45	GNOC 15	318x80
TTMT4GN34	34	27500	19400	MT 33	180x340x45	GNOC 15	318x80
TTMT4GN36	36	30000	21200	MT 33	180x340x45	GNOC 15	318x80
TTMT4GN38	38	34500	24400	VAW 19	190x350x50	GOA 22	318x80
TTMT4GN40	40	37500	26300	VAW 19	190x350x50	GOA 22	318x80

Anima metallica tipo M4M-GNOC

M4M-GNOC type steel core



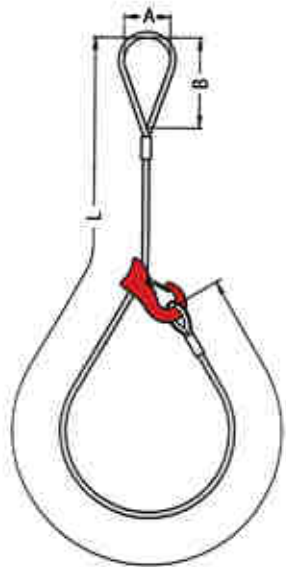
Fune zincata
tipo AZN 636 AC
Galvanized wire rope
type AZN 636 AC

Codice Code	Fune Rope Ø mm	Portata WLL		Campanella Master link		Gancio Hook	
		β 0°-45° Kg	β 0°-60° Kg	Typo Type	AxBxD mm	Typo Type	CxO mm
TCMT4GN08	8	1700	1200	WT 7	75x135x18	GNOC 0.8	82x20
TCMT4GN10	10	2700	1900	WT 7	75x135x18	GNOC 1.6	105x24
TCMT4GN12	12	3900	2750	MT 5,5	95x160x20	GNOC 2.0	119x26
TCMT4GN14	14	5300	3750	MT 5,5	95x160x20	GNOC 3.2	145x30
TCMT4GN16	16	6500	4600	MT 6,7	110x160x23	GNOC 3.2	145x30
TCMT4GN18	18	8800	6200	MT 9,4	110x190x27	GNOC 5	187x38
TCMT4GN20	20	10000	7000	MT 14	130x230x33	GNOC 5	187x38
TCMT4GN22	22	12900	9100	MT 14	130x230x33	GNOC 7.5	230x50
TCMT4GN24	24	15400	10900	MT 22	150x275x38	GNOC 7.5	230x50
TCMT4GN26	26	18100	12760	MT 22	150x275x38	GNOC 10	256x60
TCMT4GN28	28	20300	14300	MT 22	150x275x38	GNOC 10	256x60
TCMT4GN30	30	24100	17000	MT 33	180x340x45	GNOC 15	318x80
TCMT4GN32	32	27000	19000	MT 33	180x340x45	GNOC 15	318x80
TCMT4GN34	34	30000	21000	MT 33	180x340x45	GNOC 15	318x80
TCMT4GN36	36	31800	22400	MT 33	180x340x45	GNOC 15	318x80
TCMT4GN38	38	39000	27800	VAW 19	190x350x50	GOA 22	318x80
TCMT4GN40	40	43000	30700	VAW 22	190x350x50	GOA 22	318x80


- Tolleranze in accordo alle norme EN vigenti.
- La lunghezza minima L è circa 55 volte il diametro della fune.
- Tolerances according to EN standards.
- Minimum length L: 55 times the wire rope diameter

A 1 braccio tipo AS-SCR

AS-SCR type one leg

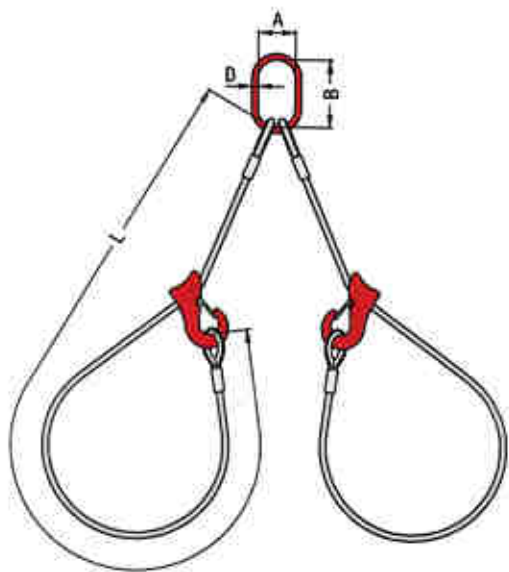


Fune zincata tipo AZN 636 T - Anima tessile
Galvanized wire rope type AZN 636 T - Fiber core



Codice Code	Fune Rope	Portata WLL	Dimensioni asola Eye dimension	Gancio Hook
	Ø mm	 Kg	AxB mm	Typo Type
TTSCR10	10	850	80x160	SCR-13
TTSCR12	12	1200	100x200	SCR-13
TTSCR14	14	1700	110x220	SCR-13
TTSCR16	16	2000	130x260	SCR-16
TTSCR18	18	2800	150x300	SCR-19
TTSCR20	20	3500	160x320	SCR-26
TTSCR22	22	4000	175x350	SCR-26
TTSCR24	24	4800	200x400	SCR-26

A 2 bracci tipo M2-SCR

M2-SCR type two legs



Fune zincata tipo AZN 636 T - Anima tessile
Galvanized wire rope type AZN 636 T - Fiber core

Codice Code	Fune Rope	Portata WLL		Campanella Master link		Gancio Hook
		 Kg	 Kg	Typo Type	AxBxD mm	Typo Type
TTM2SCR10	10	1200	850	W 0807	70x120x14	SCR-13
TTM2SCR12	12	1800	1280	W 0807	70x120x14	SCR-13
TTM2SCR14	14	2400	1700	W 0807	70x120x14	SCR-13
TTM2SCR16	16	2800	2000	W 1008	80x140x16	SCR-16
TTM2SCR18	18	4000	2850	W 1310	95x160x20	SCR-19
TTM2SCR20	20	4800	3430	W 1310	95x160x20	SCR-26
TTM2SCR22	22	5500	4000	W 1310	95x160x23	SCR-26
TTM2SCR24	24	6800	4850	W 1613	110x190x27	SCR-26

- La lunghezza minima L è circa 100 volte il diametro della fune.
- Fare attenzione: questo sistema di utilizzo riduce il carico di lavoro della braca del 20%.
- Minimum length L: approximately 100 times the wire rope diameter
- Be careful: this system reduces the sling WLL by 20%.

Fune Rope Ø mm	Carico di rottura fune MBL rope			Capocorda tipo Socket type		Dimensioni Dimensions					
	AZN 636 ACAR t	HDHP6 t	INTEGRAL 8 t	Aperto Open	Chiuso Closed	B mm	C mm	D mm	H mm	M mm	N mm
10	8,6	9,2	10,1	ASKT A 10	ASKTCH 10	21	21	25	44,5	17,5	48
12	12,4	12,3	14,8	ASKT A 13	ASKTCH 13	26	25	30	49,5	23,4	58
14	16,7	18,3	19,9	ASKT A 16	ASKTCH 16	33	30	37	64	26	66
16	21,6	23,5	25	ASKT A 16	ASKTCH 16	33	30	37	64	26	66
18	27,1	30,3	32,8	ASKT A 19	ASKTCH 19	38	35	42	75,5	32	78
20	34	36,8	40,4	ASKT A 22	ASKTCH 22	44	41	47	88,5	38	90
22	41	44,9	49,4	ASKT A 22	ASKTCH 22	44	41	47	88,5	38	90
24	47,1	53,9	58	ASKT A 26	ASKTCH 26	51	51	57	101	44	103
26	56	63,1	68,1	ASKT A 26	ASKTCH 26	51	51	57	101	44	103
28	65	73,5	78,4	ASKT A 30	ASKTCH 30	57	57	63	114	51	116
30	75,1	83,6	84	ASKT A 30	ASKTCH 30	57	57	63	114	51	116
32	82	95,5	102,9	ASKT A 35	ASKTCH 35	63	63	70	127	57	130
34	92	109	114,3	ASKT A 35	ASKTCH 35	63	63	70	127	57	130
36	104	122,4	125	ASKT A 35	ASKTCH 35	63	63	70	127	57	130
38	115	127	142,8	ASKT A 38	ASKTCH 38	76	70	79	162	63	155
40	126	141,4	158,1	ASKT A 42	ASKTCH 42	76	76	83	165	70	171
42	142	153,2	170	ASKT A 42	ASKTCH 42	76	76	83	165	70	171
44	155	-	-	ASKT A 48	ASKTCH 48	89	89	93	178	76	198
46	171	-	-	ASKT A 48	ASKTCH 48	89	89	93	178	76	198
48	188	-	-	ASKT A 48	ASKTCH 48	89	89	93	178	76	198
50	200	-	-	ASKT A 54	ASKTCH 54	101	95	100	228	82	224

- Tolleranze in accordo alle norme EN vigenti.
- Il coefficiente di sicurezza può variare in funzione della norma usata dal progettista per il calcolo del tirante.
- Applicazione mediante resina, lega o zinco in accordo alla EN 13411-3 con nostra procedura approvata per uso in campo navale (RINA).
- Lunghezza minima 33 volte il diametro della fune.
- Tolerances according to EN standards.
- Safety factor can be different according to the standard used for the calculation of the sling.
- Application by resin or zinc according to EN 13411-4, by mean of our procedure approved for naval purposes (RINA).
- Minimum length 33 times the wire rope diameter.

Tipo SKT-A
Aperto-Aperto
SKT-A Type
Open-Open



Tipo SKT-C
Chiuso-Chiuso
SKT-C Type
Closed-Closed



Tipo SKT-A/SKT-C
Aperto-Chiuso
SKT-A/SKT-C Type
Open-Closed



TEMPERATURE MASSIME DI ESERCIZIO IN ACCORDO A EN 13411-4

- Con resina**
Fune con anima tessile: 80°C.
Fune con anima metallica: 110°C.
- Con zinco o lega**
Fune con anima tessile: 80°C.
Fune con anima metallica: 120°C.

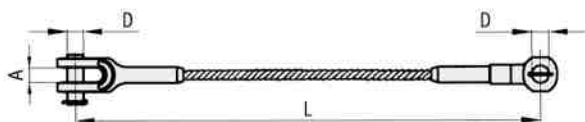
MAXIMUM OPERATING TEMPERATURE ACCORDING TO EN 13411-4

- With resin**
Wire rope with fiber core: 80°C.
Wire rope with steel core: 110°C.
- With zinc**
Wire rope with fiber core: 80°C.
Wire rope with steel core: 120°C.

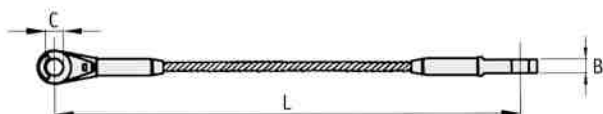
Fune Rope Ø mm	Carico di rottura fune MBL rope AZN 636 ACAR t	Capocorda tipo Socket type		Dimensioni Dimensions					
		Aperto Open	Chiuso Closed	A mm	B mm	C mm	D mm	E mm	F mm
6	2,6	AS 501 07	AS 502 07	17,5	12,7	19,1	17,5	M12x1,75	50
8	4,8	AS 501 08	AS 502 08	20,6	17,0	22,4	20,6	M16x2,00	65
10	8,6	AS 501 10	AS 502 10	20,6	17,0	22,4	20,6	M20x2,50	80
12	12,4	AS 501 12	AS 502 12	25,4	21,8	26,9	25,4	M24x3,00	100
14	16,7	AS 501 14	AS 502 14	31,8	28,7	31,8	30,2	M30x3,50	120
16	21,6	AS 501 16	AS 502 16	31,8	28,7	31,8	30,2	M30x3,50	120
18	27,1	AS 501 20	AS 502 20	38,1	33,3	36,6	34,9	M36x4,00	150
20	34	AS 501 20	AS 502 20	38,1	33,3	36,6	34,9	M36x4,00	150
22	41	AS 501 22	AS 502 22	44,5	38,1	42,9	41,3	M42x4,50	170
24	47,1	AS 501 26	AS 502 26	51,0	44,5	52,0	51,0	M48x5,00	200
26	56	AS 501 26	AS 502 26	51,0	44,5	52,0	51,0	M48x5,00	200
28	65	AS 501 28	AS 502 28	57,0	51,0	58,5	57,0	M48x5,00	200
32	82	AS 501 32	AS 502 32	63,5	57,0	65,0	63,2	M56x5,50	220
36	104	AS 501 36	AS 502 36	63,5	57,0	65,0	63,5	M65x5,50	240

- Tolleranze in accordo alle norme EN vigenti.
- Considerare sempre la perdita di carico determinata dal capocorda pressato.
- Il coefficiente di sicurezza può variare in funzione della norma usata dal progettista per il calcolo del tirante.
- Lunghezza minima: $L = 35 \times \varnothing$ fune.
- Tolerances according to EN standards.
- Always consider the load capacity reduction due to the swaged socket.
- Safety factor can be different according to the standard used for the calculation of the sling.
- Min lenght: $L = 35 \times \varnothing$ fune.

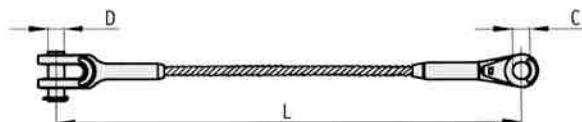
Tipo F-F
Forcella-Forcella
F-F Type
Jaw-Jaw




Tipo O-O
Occhio-Occhio
O-O Type
Eye-Eye



Tipo O-F
Occhio-Forcella
O-F Type
Eye-Jaw



Tipo FLT-FLT
Filettato
FLT-FLT Type
Threaded



Fune Rope	Carico di rottura fune MBL rope			Foro Hole	Dimensioni bussole Thimbles dimensions	
	AZN 636 ACAR t	HDHP6 t	INTEGRAL 8 t		Diametro esterno Outer diameter mm	Spessore Thickness mm
Ø mm				mm		
14	16,7	18,3	19,9	16	65	20
16	21,6	23,5	25,9	20	85	25
18	27,1	30,3	32,8	20	85	25
20	34	36,8	40,4	25	90	32
22	41	44,9	49,4	25	90	32
24	47,1	53,9	58	30	120	35
26	56	63,1	68,1	30	120	35
28	65	73,5	78,4	30	120	35
30	75,1	83,6	84	35	125	42
32	82	95,5	102,9	35	125	42
34	92	109	114,3	40	130	45
36	104	122,4	127,5	40	130	45
38	115	127	142,8	45	150	55
40	126	141,6	158,1	45	150	55

- Tolleranze in accordo alle norme EN vigenti.
- Considerare sempre la perdita di carico determinata dal manicotto.
- Il coefficiente di sicurezza può variare in funzione della norma usata dal progettista per il calcolo del tirante.
- Lunghezza minima: $L = 50 \times \text{Ø fune}$.
- Tolerances according to EN standards.
- Always consider the load capacity reduction due to the sleeve.
- Safety factor can be different according to the standard used for the calculation of the sling.
- Min. length: $L = 50 \times \text{Ø rope}$.

Tipo BUS-BUS
BUS-BUS Type

